

Plastics and Rubber Machinery

Economic Situation
Plastech Conference
Michal Bronowski
Country Representative Poland



VDMA



- » **Independent, European and industry-driven association**
- » **Founded in 1892 in Germany**
- » **3600+ members from all over Europe**
- » **500+ employees**
- » **22 Offices worldwide Support you with specialist information**
- » **Represent your technical and economic interests worldwide**
- » **VDMA members represent 90% of German mechanical engineering turnover**
- » **High customer satisfaction (<98%)**

Facts and figures about the trade association plastics and rubber machinery

- » We unite approx. 230 member companies from the plastics machinery industry
- » Board of directors consists of 13 members
- » Our member companies make up approx. 90% of the market
- » approx. 15 member companies outside Germany
- » Working Group Hybrid Lightweight Technology
- » Contact to associations (e.g. VCI, Plastics Europe etc.)
- » Member of relevant umbrella organizations (EUROMAP, CIPAD)
- » Cooperations / Collaboration
 - Research institutes and universities
 - Publishing houses and media
 - Banks and consulting firms
 - Trade fair organizers
 - Professional societies





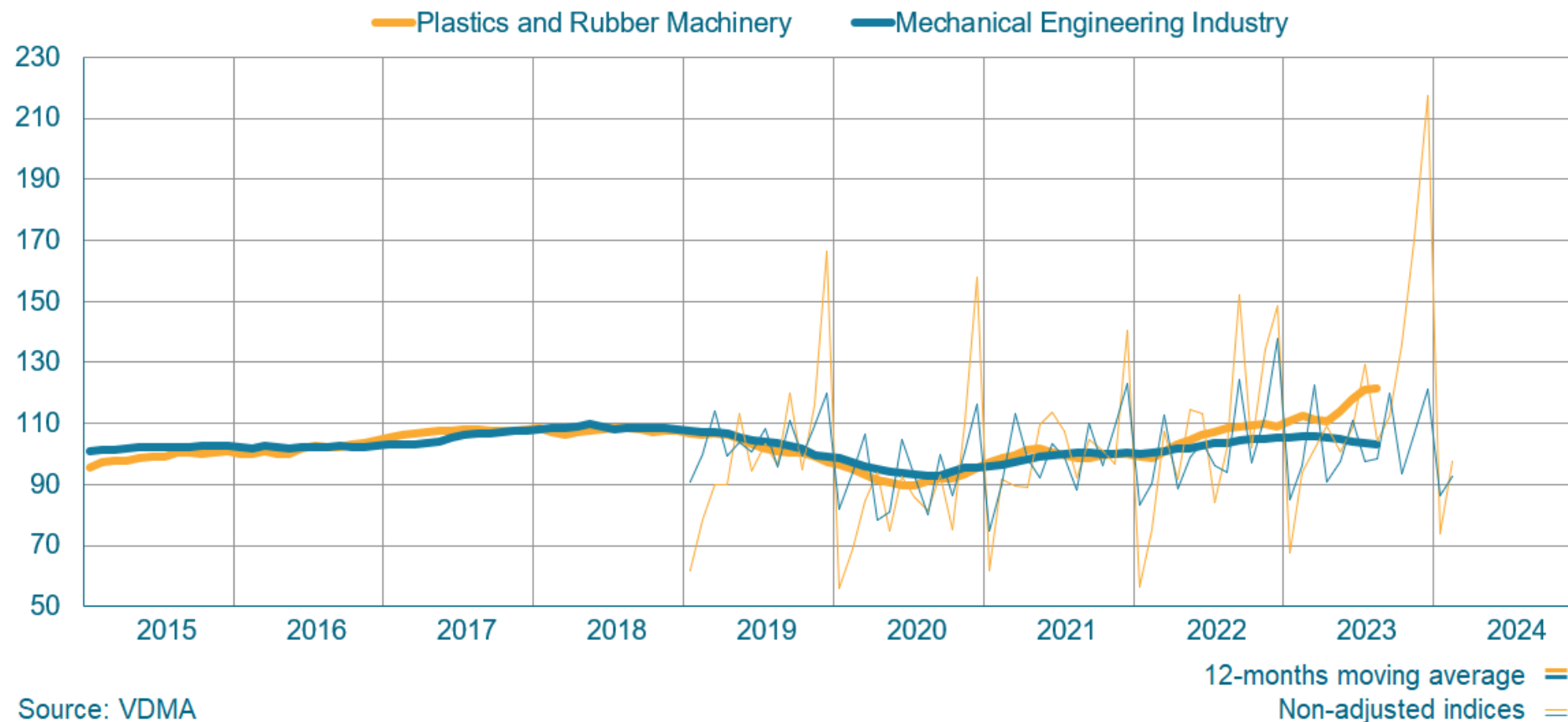
KuG-Board 2018 - 2021

- » **Michael Baumeister**, Brückner Maschinenbau
- » **Gerhard Böhm**, Arburg (kooptiert in 2020)
- » **Lutz Busch**, Kampf Schneid- und Wickeltechnik
- » **Manfred Hackl**, Erema, Ansfelden (kooptiert in 2020)
- » **Sandra Füllsack**, Motan Holding
- » **Ulrich Reifenhäuser**, Reifenhäuser (**Vorsitzender**)
- » **Uwe Rothaug**, Kurtz
- » **Gerold Schley**, battenfeld-cincinnati Germany
- » **Dr. Peter Schmidt**, Troester
- » **Dr. Christoph Steger**, Engel Austria
- » **Peter Steinbeck**, Windmüller & Hölscher (**stellv. Vorsitzender**)
- » **Dr. Michael Ruf**, KraussMaffei Group GmbH
- » **Rainer Zimmermann**, AZO

Turnover

Mechanical Engineering Industry vs. Plastics and Rubber Machinery

Volume index 2021 = 100

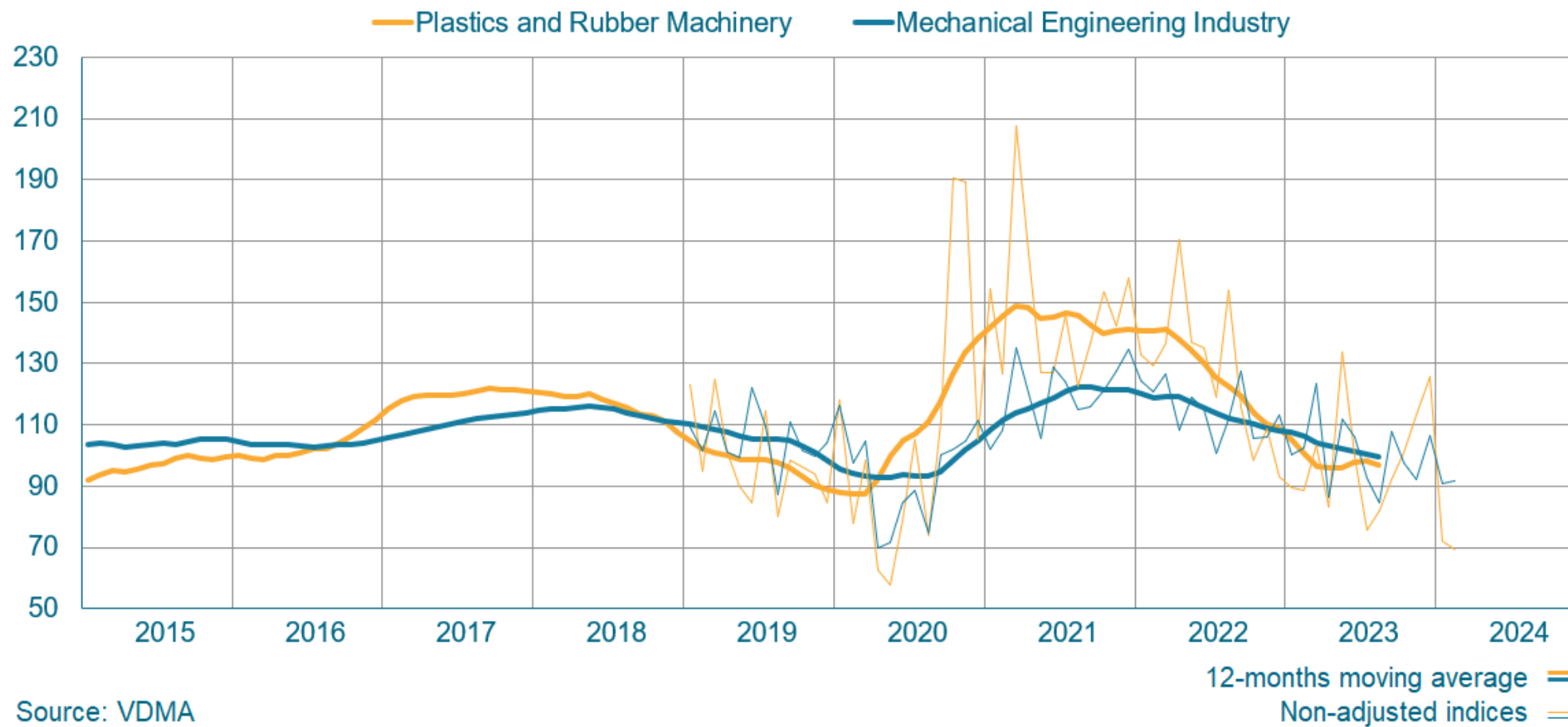


Source: VDMA

Incoming Orders

Mechanical Engineering Industry vs. Plastics and Rubber Machinery

Volume index 2021 = 100



Source: VDMA

Germany: Orders & Sales January – December 2023

real change from previous year in percent

	<u>Orders</u>	<u>Sales</u>
▪ Mechanical engineering industry in total	- 12%	0%
▪ Plastics and Rubber Machinery	- 22%	+ 13%
➤ Injection Moulding Machines	- 32%	- 11%
➤ Extruders	- 20%	+ 12%
➤ Blow Moulding Machines	- 8%	+ 27%
➤ Others	- 22%	+ 21%

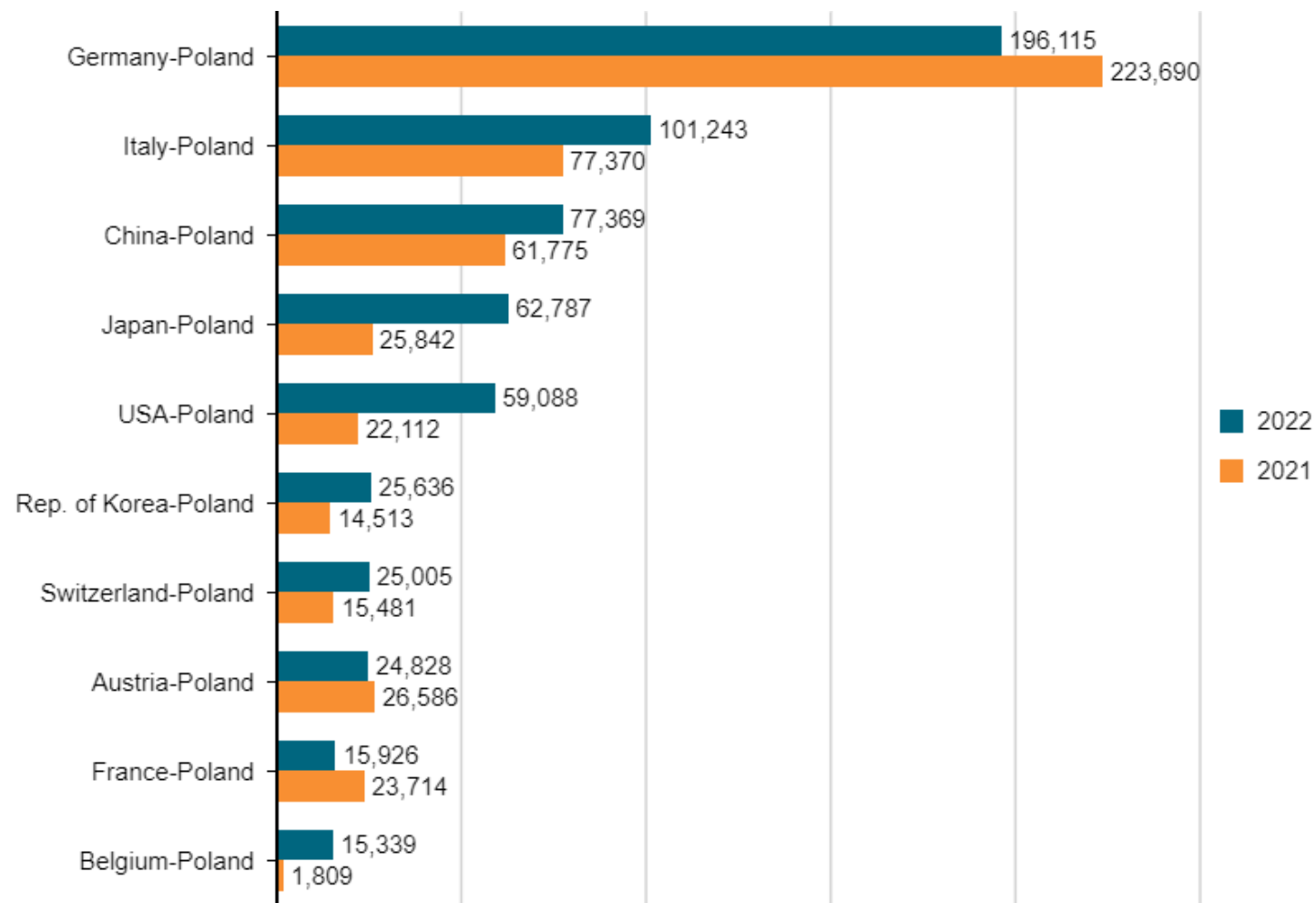
EU-27 Exports to TOP-10 Countries Plastics and Rubber Machinery

	Jan. – Dec. 2023 (m €)	Jan. – Dec. 2023 / Jan. – Dec. 2022 Change in %
Export	13,187	+ 10.0
China	1,934	+ 20.5
USA	1,800	+ 10.8
Germany	1,029	+ 10.2
Mexico	588	+ 52.4
France	469	+ 13.8
Italy	448	- 4.7
Poland	440	+ 9.1
Spain	371	+ 12.0
Austria	355	- 6.0
Turkey	327	+ 14.4

Source: VDMA / Federal Statistical Office

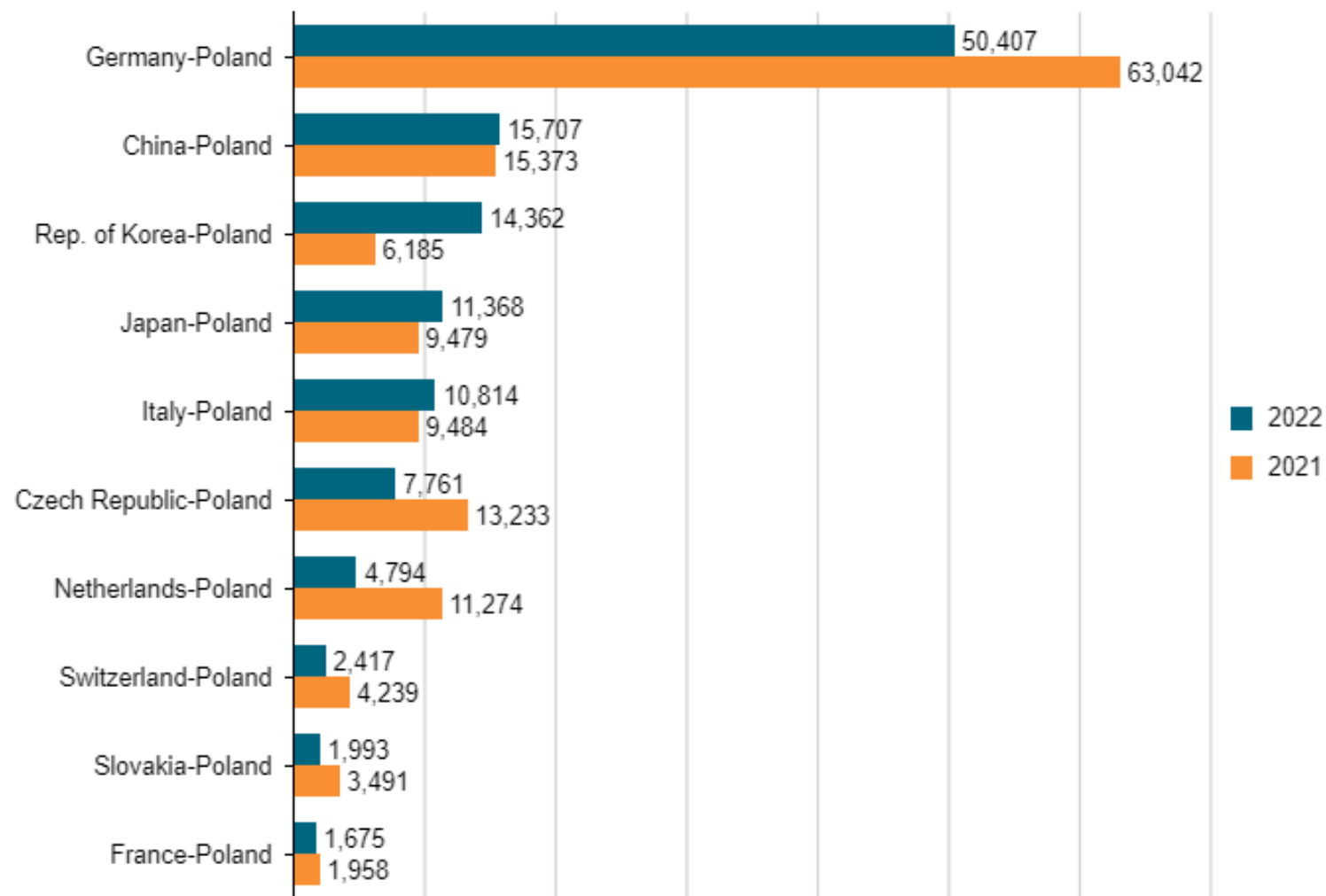
TOP 10 Exporting Countries to Poland (2022 & 2021) Plastics and Rubber Machinery

In 1,000 €

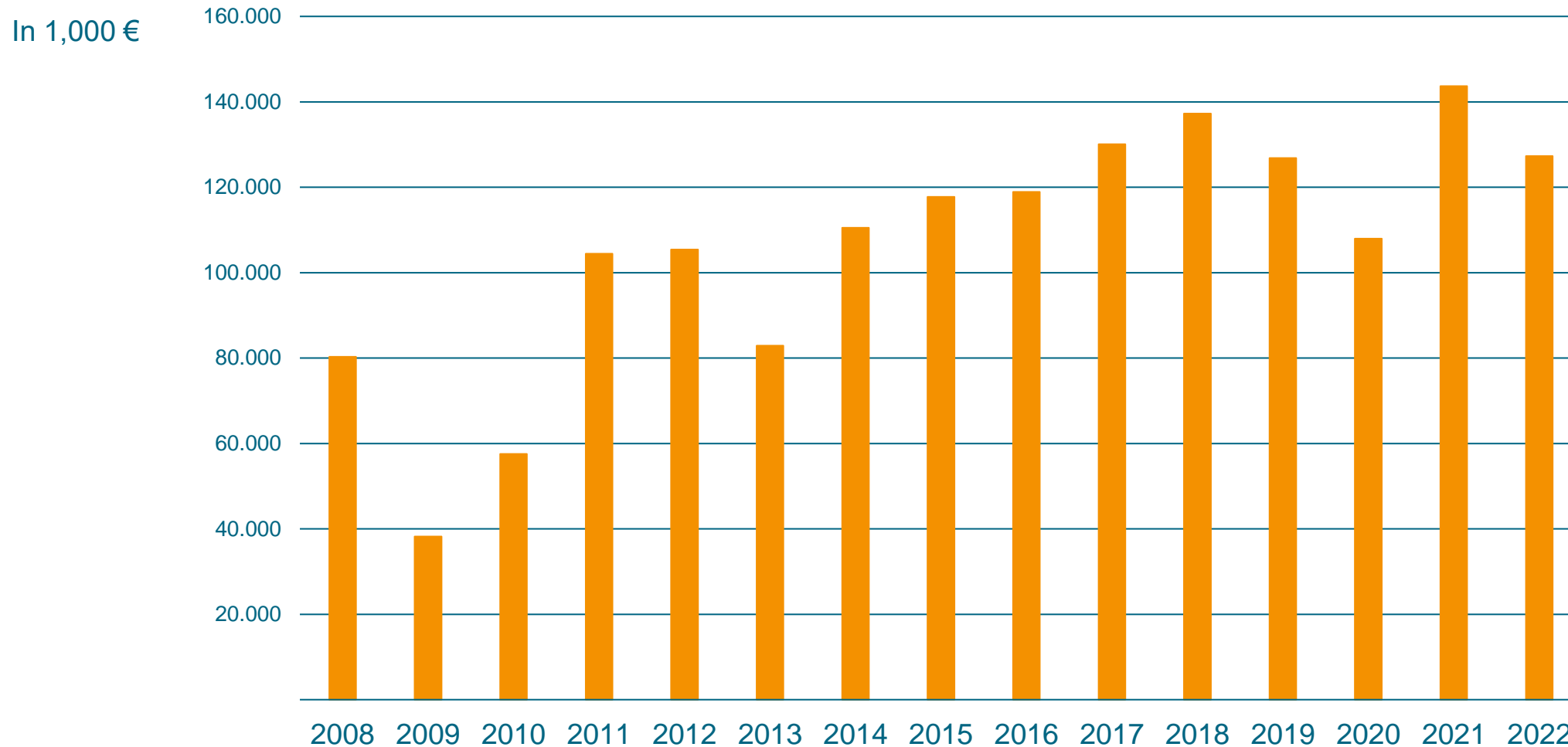


TOP 10 Exporting Countries to Poland (2022 & 2021) Injection Moulding Machines

In 1,000 €



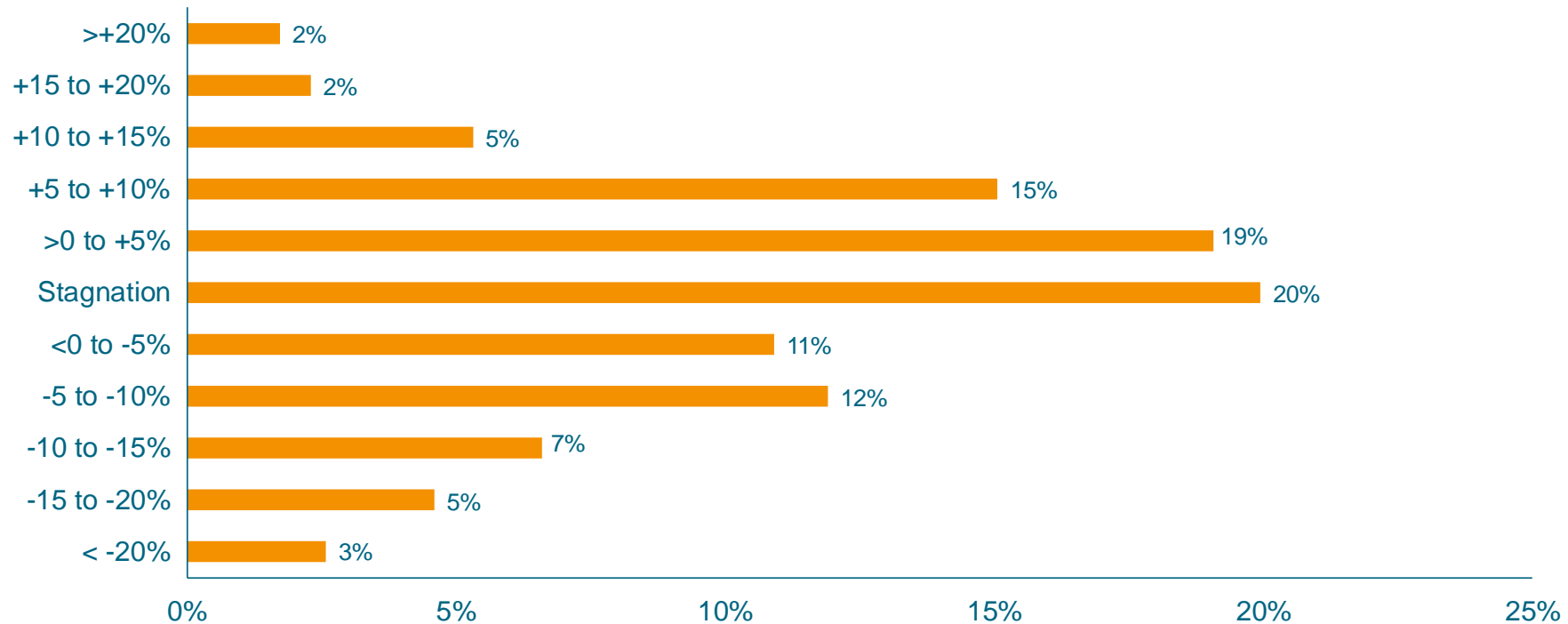
Worldwide Exports to Poland Injection Moulding Machines



Machinery and equipment: (Expected) turnover development 2024 (previous year comparison, nominal)



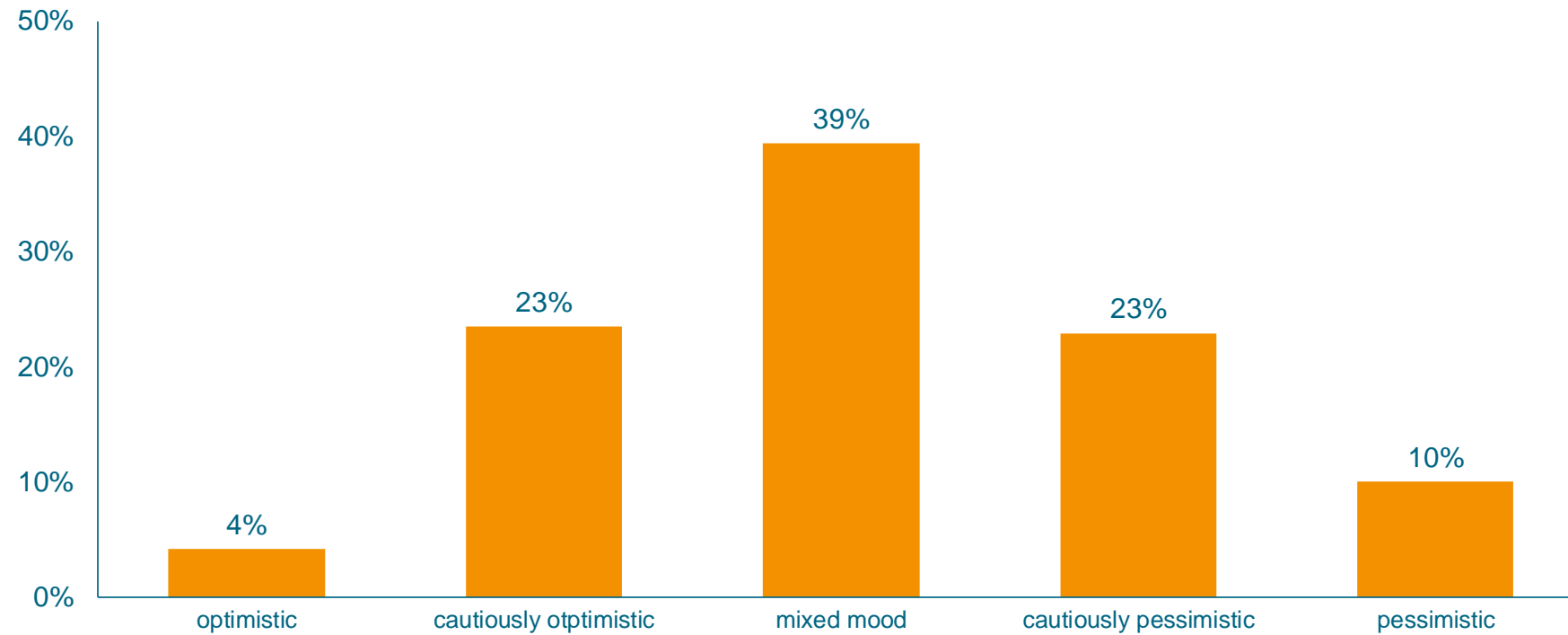
Evaluable answers (N = 697)



Source: VDMA, 20th flash survey, 27 October 2023

Machinery and equipment: Sentiment with regard to 2024 as a whole

Evaluable answers (N = 698)



Source: VDMA, 20th flash survey, 27 October 2023

- **Mechanical Engineering Industry**

- **2024** **- 4%**

- **Plastics and Rubber Machinery**

- **2024** **0% bis -5%**

Your VDMA Contact in Poland



Michal Bronowski

Country Representative Poland

VDMA c/o Wework

Ul. Grzybowska 62, 00-855 Warszawa

Tel: +48 607 795 369

Mail: michal.bronowski@vdma.org